

Composed for the Indiana University of Pennsylvania Percussion Ensemble under the direction of Michael G. Kingan
-Premiere performance at the 2007 Percussive Arts Society International Convention-

Electrolution

an evolution of electronic synthesis

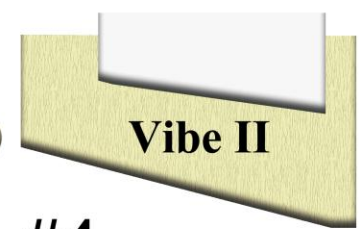

For Eight Percussion and Digital Audio

Dustin R. Lowes

Approximate time 7:11

© 2007 Dustin Lowes. All Rights Reserved. DRL Music Production (www.dustinlowes.com)
Performance Rights and Licensing protected by ASCAP

X Conductor



- #1) Marimba I
- Maracas
- Big Drum

- #2) Marimba II
- Ratchet
- Big Drum

- #3) Vibe I
- Ride Cymbal
- Low Bongo Set
- 8" Splash

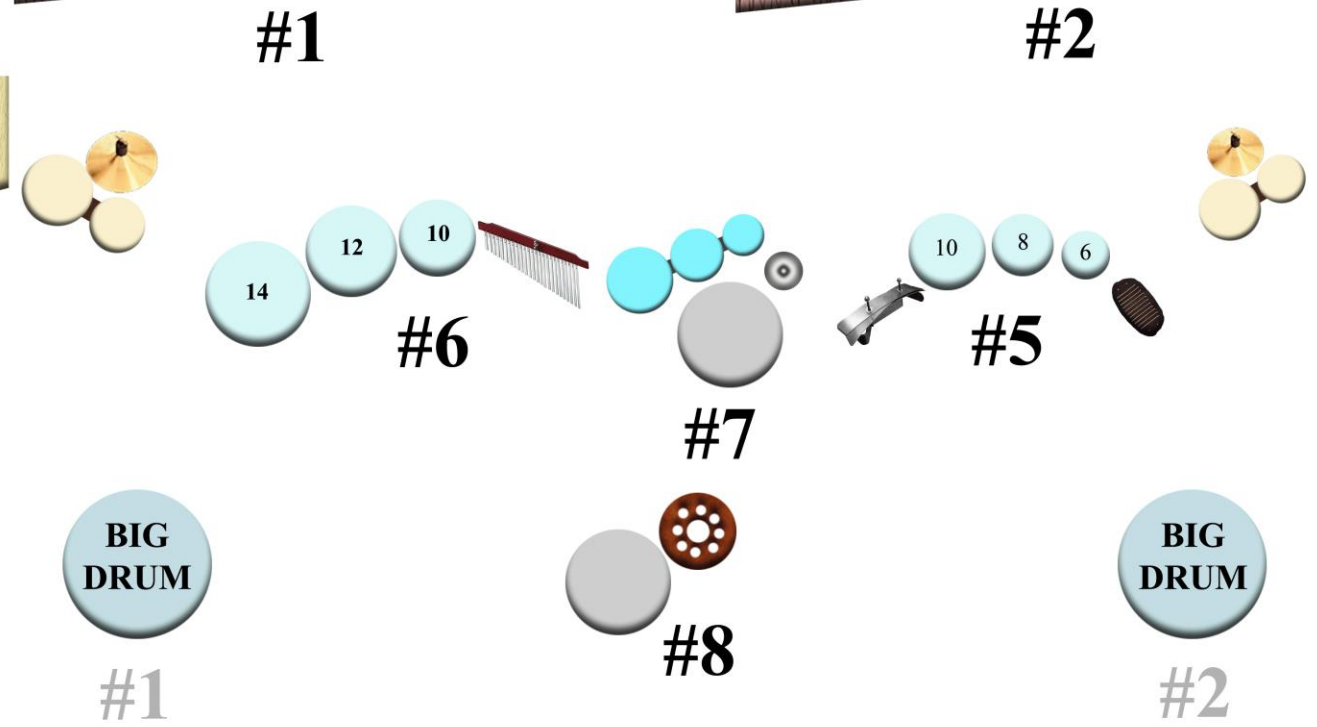
- #4) Vibe II
- Bells
- High Bongo Set
- 6" Splash

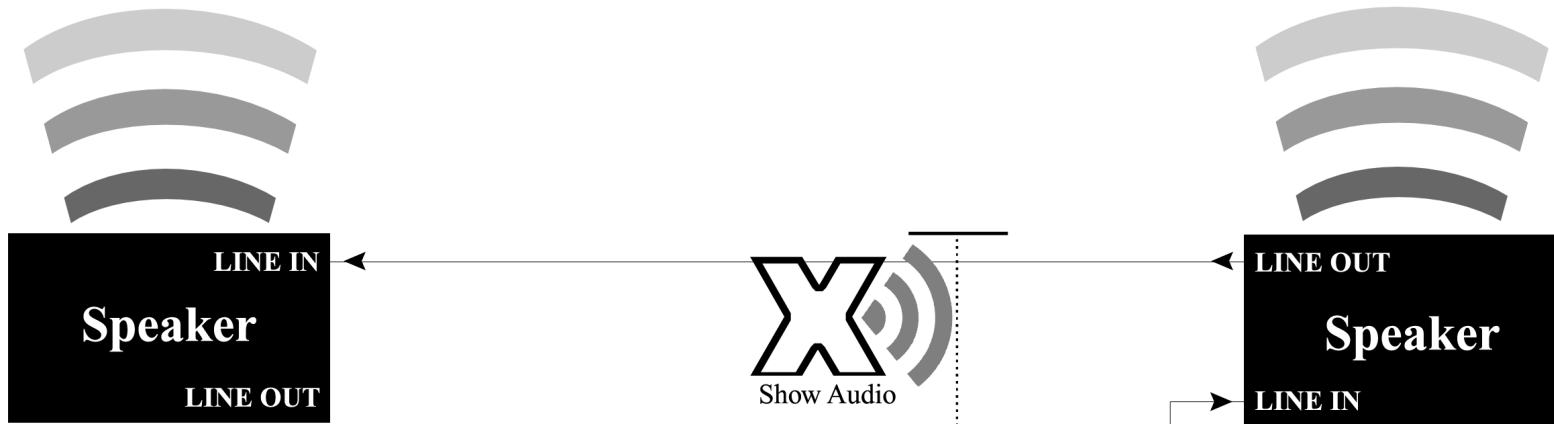
- #5) High Toms
- Earth Plate
- (muffled)
- Ribbon Crasher

- #6) Low Toms
- Wind Chimes
- Flexatone

- #7) Roto Toms
- (All small and tight)
- Concert Snare
- Ice Bell (muffled)

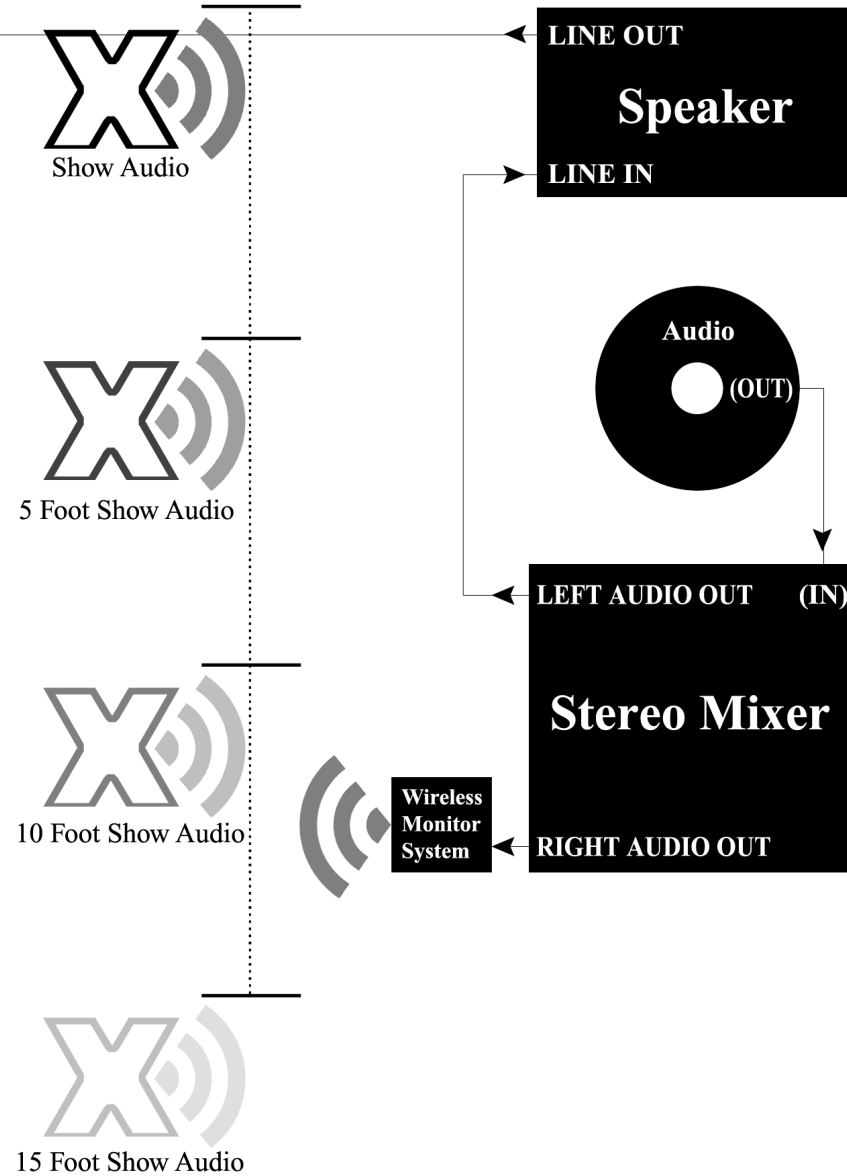
- #8) Break Drum
- Piccato Snare
- Triangle





AUDIO SETUP NOTES:

- * This piece is designed for the use of a wireless monitor system or wired headphones as defined in the diagram. -Wireless monitor systems, speakers and mixers are easily rented from local music shops.
- * A mixer is ideal so you can customize the click-track volume level and audience volume independently and to your liking. Otherwise, a stereo splitter will work at the cost of direct variation in levels.
- * Speaker volume should be greater than or equal to the performers volume! -Depending on your speakers, it may be necessary to add a sub-bass speaker.
- * Please note that an empty room will react much differently than a room full of people. The speaker volume will be noticeably dampened with an audience.
- * **To ensure proper alignment**, this piece must be practiced with a metronome or rehearsal click-track at all times! Also, memorization will significantly decrease error.



Notation:

- * A marcato (^) accent always means rim shot.
- * E, ½, and C indicate Edge, Halfway, and Center
- * A slashed note *suggests* a diddled sticking (RR / LL).
- * Dynamic markings separated by a slash (/) indicate accented and non accented notes. -All dynamics stay constant until a new one is introduced.
- * Staccato (.) notes represent a dead/flat sound, whereas a tenuto (-) mark represents the most tone.
- * (//) Following a note indicates a choke: stopping the sound produced immediately following the attack.

Special thanks to Michael G. Kingan
and the IUP percussion ensemble.

Movement I:
Electro

The musical score is arranged in eight staves, each with a specific instrument label on the left. The tempo is marked as quarter note = 111. The score includes various musical notations such as dynamics (*mp*, *mf/ mp*, *f*, *mf/ mp*), articulation (*arco*, *Fast*), and performance instructions like *Freely (with Triangles)* and *Freely (including Trills)*. The instruments listed are Marimba I Maracas, Marimba II Ratchet, Vibe I Ride Cymbal, Vibe II, Earth Plate, Wind Chimes Flexatone, Ice Bell, and Break Drum Triangle. A large circular logo with a perforated texture and the word 'DRUM' in bold white letters is overlaid on the right side of the score.

Musical score for various instruments including MI Ma, MII Ra, VI RC, VII, WC FI, IB, and BD Tr. The score includes dynamic markings such as *mf*, *p*, *ff*, *mp*, and *f*. Performance instructions include *Spin*, *Shake*, *Slow*, *Fast*, and *Break Drum*. Section markers A and B are present throughout the score.

SAMPLE



SAMPLE
SAMPLE
SAMPLE

MI Ma 34 Shake *f* *p* *Flauto*

MII Ra 34 *f* *p* *F* *S*

VI RC 34 (x) Sizzl Ride Cymbal NO sizzle chain *f* *p*

VII 34 Doubled with Bells Bells *p* *f* *p* *Misc*

WC FI 34 Flexat *f* *Misc Chimes*

IB 34 *f*

BD Tr 34 Break Drum *f*

Tempo: ♩ = 160



Movement II:
Acoustic

The musical score is arranged in eight staves, each with a specific instrument or technique listed on the left. The tempo is marked as quarter note = 160. The score begins in 4/4 time and changes to 3/4 time at the end of the first measure. A large, diagonal watermark reading "SAMPLE" is overlaid across the score. A large circular graphic of a drum head with the word "DRUM" in white letters is positioned on the right side of the page. The score includes various dynamic markings such as *f*, *mf*, *mp*, and *p*, and includes performance instructions like "Soft Mallets" and "Egg Shaker".

Marimba I *f*/*mf*

Marimba II *mf*/*f*

Vibe I

vibe II

Tomms
Earth Plate
Ribbon Crasher

Low Tomms *f* Soft Mallets *mf*/*mp*

Roto Tomms
Concert Snare *p* *f* *mp* *f*

Break Drum
Egg Shaker *mf*/*mp*

MI *mp / mf* *f* *ff* *mf*

MII *mf / f* *f* *ff* *mf* *ff*

VI *mf* *f* *ff* *f* *mf*

VII

RC

LT *Edge* *Center* *E* *E* *C* *f* *mf* *mf*

RT

CS *f* *mf / mf*

BD *mf / p* *p* *ff*

Acoustic

B

B

B

B

B

Metals

Roto Toms

Concert Snare

Break Drum

x = Mallet

o = Drum Stick

SAMPLE



Acoustic

SAMPLE
SAMPLE
SAMPLE

MI *f/ mp*

MII *f* *ff*

VI *mf* *ff*

VII *mf* *ff*

RC

LT *mf* *ff*

RT CS *mf/ mp* *ff*

BD ES *ff*

Bells

Rigg Shaker



MI ³⁹ **D** *mf/ mp* *ff mf/ f* *f mf f* **E**

MII ³⁹ **D** *mf* *mp* *f mp/ mf* **E** Solo

VI ³⁹ **D** *mf* *Soli* *mf* *f*

VII ³⁹ **D** *f* *Vibes* *Soli* *mf* *f*

RC ³⁹ **D** *ff* *High Power Metals* **E**

LT ³⁹ **D** *mf* *ff mf* *f mf* **E**

RT CS ³⁹ **D** *E-----1/2E-----C* *mf* *f* **E**

BD ES ³⁹ **D** *Break Drum* *ff* **E**

SAMPLE

SAMPLE



Acoustic

SAMPLE
SAMPLE
SAMPLE

MI *mf/ mp* *mf* *f* *ff* [F]

MII *f* *ff* [F]

VI *mf* *f* *f* *mf* [F] Solo

VII *mf* *f* *ff* [F]

RC *mf/ mp* *f/ mp* *ff* [F] Metals

LT *f* *f* [F]

RT CS *mf/ mp* *mf* *f* *mf* *mf/ mp* *f* [F]

BD ES *f/ mp* *mf/ mp* *ff* [F] Both Brass Metals



SAMPLE

Acoustic

MI *ff* *ff*

MII *ff* *f*

VI *mp* *mf* *f*

VII *mp* *f*

RC *ff*

LT

RT CS *mp* *p*

BD ES *ff* *mp* *f*

Toms

Koto Toms



Acoustic

SAMPLE
SAMPLE
SAMPLE

MI 68 *mf* *ff* *mf/ mp* *f/ mf* *f* *ff* *fff* Mov. III = 89

MII 68 *mf* *ff* *mf/ mp* *f/ mf* *f* *ff* *fff* Mov. III = 89

VI 68 *mf* *f* *ff* *fff* Mov. III = 89

VII 68 *ff* *f* *ff* *fff* Mov. III = 89

ERC 68 *mp/ mf* *f* *f/ mf* *mf/ mp* *f/ mf* *f* *ff* *fff* Mov. III = 89

LT 68 *mf/ mp* *f/ mf* *f* *ff* *fff* Mov. III = 89

RT CS 68 *f/ mf/ mp* *mf* *f* *mf* *f/ mf* *mf/ mp* *f/ mf* *f* *ff* *fff* Mov. III = 89

BD ES 68 *f* *ff* *fff* Mov. III = 89



Movement III:
Electroacoustic

The musical score is arranged in seven staves, each with a specific instrument label on the left:

- Staff 1:** Vibe I, Ride Cymbal, Low Splash/Bongos. Includes markings for "arco" and "Bongos w/ Hands".
- Staff 2:** Vibe II, Bells, High Splash/Bongos. Includes a "Splash" marking.
- Staff 3:** High Toms.
- Staff 4:** Low Toms, Wind Chimes. Includes a "Wind Chimes" marking.
- Staff 5:** Roto Toms, Concert Snare.
- Staff 6:** Break Drum, Piccolo Snare.
- Staff 7:** Marimba I/II, Big Drum.

Dynamic markings such as *mf*, *f*, *sfz*, *mp*, and *pp* are distributed throughout the score. A large, stylized graphic of a drum head with the word "DRUM" in bold white letters is positioned on the right side of the page, overlapping the musical staves.

2

Musical score with parts for:

- VI RC LB (violin, cello, bass)
- VII Be HB (viola, alto)
- HT (harp)
- RT CS (rhythm section)
- BD PS (bass drum, snare)
- MI/II Bg D (miscellaneous instruments)

Notation includes dynamic markings such as *f/mp*, *mp/mf*, *f*, and *mf*. Performance instructions include "Sticks", "w/ Hands", and "Break D". The score is for measures starting at 16.

SAMPLE

SAMPLE



SAMPLE
SAMPLE
SAMPLE

VI RC LB

28

VII Be HB

28

HT

28

LT WC

Low Toms

RT CS

28

BD PS

28

MI/II Bg D

28



Electroacoustic

4

VI RC LB

VII Be HB

HT

LT WC

RT CS

BD PS

MI/II Bg D

40

mf *p* *mf* *f*

mf *f/ mf* *mp*

mp/f *ff* *f* *ff* *f/ mp*

mp/f *ff* *f* *ff* *mf/ mp* *f* *f*

ff *R L L R R L R L R L R*



VI RC LB

VII Be HB

HT

LT WC

RT CS

BD PS

MI/II Bg D

Ride Cymbal

Center

Solo 1/2

Snare Off

Edge

f *mp* *f*

f *mf* *f* *mf*

mf/ mp *ff*

mf/ mp *ff*

mf/ mp *ff*

mf *ff*

mf *ff*

mf *ff*

mf *ff*

f

R L R L R

L R L R L R

L R L

L R L

SAMPLE

SAMPLE

SAMPLE



Electroacoustic

6

VI RC LB

64

mf *f* *mp* *f* *mp* *ff* *mf*

Detailed description: Musical staff for VI RC LB. It features a treble clef and a key signature of one flat. The staff contains a series of notes with dynamic markings: *mf*, *f*, *mp*, *f*, *mp*, *ff*, and *mf*. There are also some slurs and accents over the notes.

VII Be HB

64

f *mp* *ff*

Detailed description: Musical staff for VII Be HB. It features a treble clef and a key signature of one flat. The staff contains a series of notes with dynamic markings: *f*, *mp*, and *ff*. There are also some slurs and accents over the notes.

HT

64

mf/ mp

Detailed description: Musical staff for HT. It features a bass clef and a key signature of one flat. The staff contains a series of notes with dynamic markings: *mf/ mp*. There are also some slurs and accents over the notes.

LT WC

64

mf/ mp *ff*

Detailed description: Musical staff for LT WC. It features a bass clef and a key signature of one flat. The staff contains a series of notes with dynamic markings: *mf/ mp* and *ff*. There are also some slurs and accents over the notes.

RT CS

64

Edge 1/2 Center

p/pp *mp/p* *mp* *f/mf*

Snare On

Detailed description: Musical staff for RT CS. It features a bass clef and a key signature of one flat. The staff contains a series of notes with dynamic markings: *p/pp*, *mp/p*, *mp*, and *f/mf*. There are also some slurs and accents over the notes. A 'Snare On' marking is present.

BD PS

64

Center

mf/ mp *f/mf* *mp/ mp* *ff*

Detailed description: Musical staff for BD PS. It features a bass clef and a key signature of one flat. The staff contains a series of notes with dynamic markings: *mf/ mp*, *f/mf*, *mp/ mp*, and *ff*. There are also some slurs and accents over the notes.

MI/II Bg D

64

ff *f*

R L R L R L R

Detailed description: Musical staff for MI/II Bg D. It features a bass clef and a key signature of one flat. The staff contains a series of notes with dynamic markings: *ff* and *f*. There are also some slurs and accents over the notes. Below the staff, there are rhythmic markings: R L R L R L R.



SAMPLE

SAMPLE

Detailed description: Two large, stylized, 3D-effect text elements that read 'SAMPLE'. They are positioned diagonally across the page, overlapping the musical staves.

VI RC LB *mf/p*

VII Be HB *mf*

HT *mp/mf* *f*

LI WC *mf*

RT CS

BD PS *p* *f* *mp/mf* $\frac{1}{2}$

MI/II Bg D *R L R*

SAMPLE



VI RC LB

Musical staff for VI RC LB. Treble clef, 4/4 time. Measure 88 starts with a G chord symbol. The staff contains eighth notes with accents. Dynamics include *p*, *mf*, and *p*. The word "Bongos" is written above the staff.

VII Be HB

Musical staff for VII Be HB. Treble clef, 4/4 time. Measure 88 starts with a G chord symbol. The staff contains eighth notes with accents. Dynamics include *p*, *f*, and *mp*. The word "Bongos" is written above the staff.

HT

Musical staff for HT. Treble clef, 4/4 time. Measure 88 starts with a G chord symbol. The staff contains eighth notes with accents. Dynamics include *f/mp*, *ff*, *f/mf*, *ff*, *f*, and *mf/mf*.

LT WC

Musical staff for LT WC. Treble clef, 4/4 time. Measure 88 starts with a G chord symbol. The staff contains eighth notes with accents. Dynamics include *ff* and *ff*.

RT CS

Musical staff for RT CS. Treble clef, 4/4 time. Measure 88 starts with a G chord symbol. The staff contains eighth notes with accents. Dynamics include *mf*, *ff*, *f*, *f/ly*, and *ff/mp*.

BD PS

Musical staff for BD PS. Treble clef, 4/4 time. Measure 88 starts with a G chord symbol. The staff contains eighth notes with accents. Dynamics include *f/mf*, *ff/mp*, *f*, and *ff*. The word "Real Drum" is written above the staff.

M/II Bg D

Musical staff for M/II Bg D. Treble clef, 4/4 time. Measure 88 starts with a G chord symbol. The staff contains eighth notes with accents. Dynamics include *ff*. Rhythmic notation (R, L, RL, RL, R, L) is written below the staff.



SAMPLE
SAMPLE

VI RC LB

Bongos

VII Be HB

HT

LT WC

Roto Tom

Concert Snare

BD PS

M/II Bg D

100

mf

f

mf

mp/mf

f

ff

Solo

p/mf

f

100

R L R L R

R L R

R L R L R L

SAMPLE

SAMPLE



Electroacoustic

SAMPLE

VI RC LB *f ff f*

VII Be HB *f/mf ff/ mp/p ff f*

HT *ff/mf mf/ mp mf/ mp ff*

LT WC *f ff mf/ mp f/ mf ff*

RT CS *f/mf ff/ mf mp < mf mf < f mf/ mp f/ mf ff*

BD PS *ff*

M/II Bg D *mp f f ff*

R R L R L R L R R L R L R

